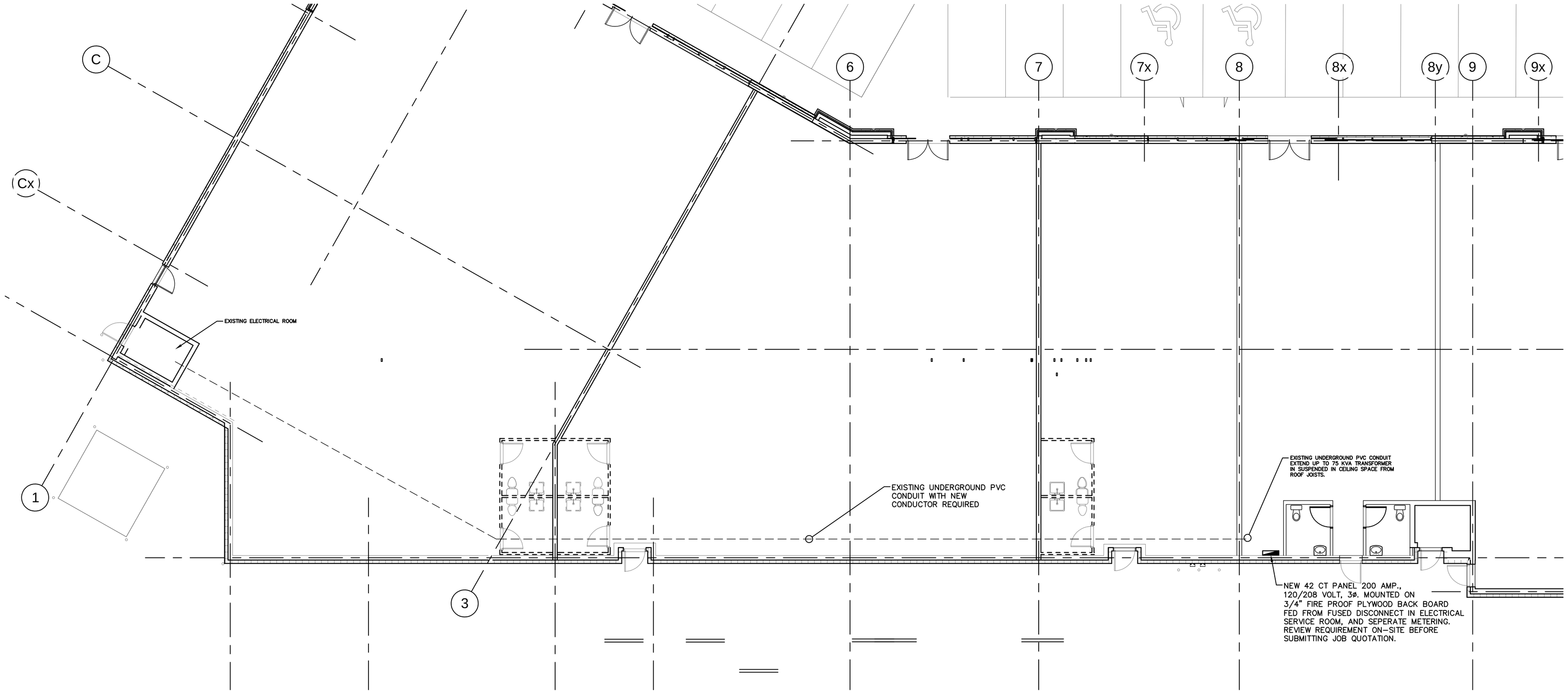

1 / E1 BAY SERVICING PLAN
1/8"=1'-0"

THE DIVISION 16 CONTRACTOR SHALL DETERMINE BY SITE VISIT HOW THE 42 CTS PANEL SHALL BE FED FROM THE BUILDING MAIN ELECTRICAL SERVICE CONNECTION, AND SHALL INCLUDE THIS PHASE OF THE WORK IN HIS TENDER.

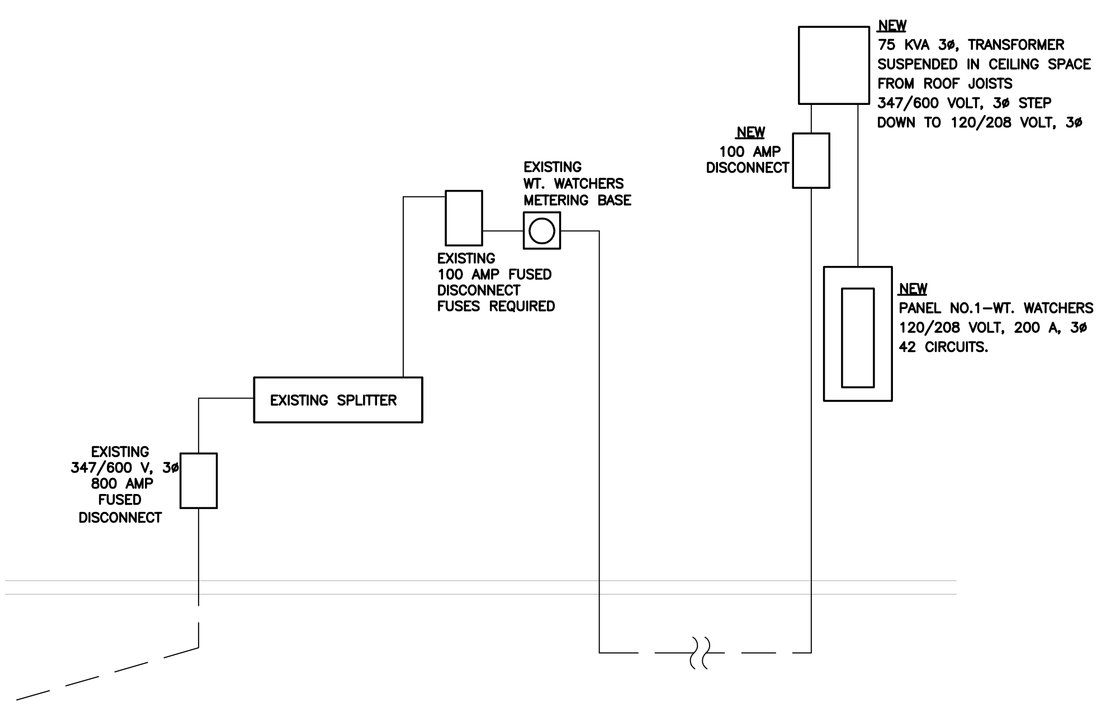

2 / E1 BAY SERVICING SCHEMATIC
1/8"=1'-0"

LEGEND

MISC. DEVICES	RECEPTACLES
ELECTRICAL PANEL	SIMPLEX
MOTOR	DUPLEX
DISCONNECT, NON-FUSED	DUPLEX GFI — GFI
DISCONNECT, FUSED	DUPLEX WEATHERPROOF — WP
COMBINATION MOTOR STARTER	DUPLEX DEDICATED
THERMOSTAT	FOURPLEX, WALL MOUNTED
	CEILING MOUNTED J.B.
	FLOOR MOUNTED J.B.
	DENOTE DEVICE TO BE INSTALLED ABOVE COUNTER

COMMUNICATIONS	SWITCHES
OUTLET, TELEPHONE	SINGLE
OUTLET, DATA	3-WAY
OUTLET, TELEVISION	4-WAY
OUTLET, MICROPHONE	DIMMER
OUTLET, SATELLITE	VARIABLE SPEED
SPEAKER	MANUAL MOTOR PROTECTION SWITCH
OUTLET, VOICE	

FIRE ALARM DEVICES	EXIT/EMERGENCY LIGHTING
MANUAL PULL STATION	EXIT — EXIT SIGN
BELL	EMERGENCY LIGHTING, 2 HEAD REMOTE
STROBE	EMERGENCY LIGHTING, BATTERY PACK C/W 2 LAMPS
HORN/STROBE	EMERGENCY LIGHTING BATTERY PACK
SMOKE DETECTOR	
SMOKE DETECTOR, DUCT	
HEAT DETECTOR, FIXED TEMP.	
HEAT DETECTOR, RATE OF RISE	
SMOKE ALARM	
FACP — CONTROL PANEL	

DESIGN & INSTALL ALL MECHANICAL/ELECTRICAL SYSTEMS TO THE FOLLOWING CODES AND STANDARDS.

ALBERTA BUILDING CODE – 2006
ALBERTA FIRE CODE – LATEST EDITION
CANADIAN ELECTRICAL CODE – LATEST EDITION
NATIONAL BUILDING CODE – LATEST EDITION
NATIONAL FIRE CODE – LATEST EDITION
NFPA-13 & ALL OTHER APPLICALBE NFPA SECTIONS
CANADIAN PLUMBING CODE – LATEST EDITION
NATURAL GAS INSTALLATION CODE CGA-B149
SMACNA

FIELD REVIEW:
THE ENGINEERS HAVE BEEN RETAINED ONLY FOR PERIODIC SITE INSPECTIONS TO ENSURE GENERAL COMPLIANCE OF THE REVIEWED PORTIONS OF THE PROJECT TO THE CONTRACT DOCUMENTS.

SITE SAFETY:
THE ENGINEERS ASSUME NO RESPONSIBILITY FOR ON-SITE WORKER SAFETY FOR OTHER THAN THEIR OWN EMPLOYEES. THE OWNER AND/OR CONTRACTOR SHALL BEAR RESPONSIBILITY FOR SITE SAFETY AS PER THE OCCUPATIONAL HEALTH AND SAFETY ACT.

PLANS EXAMINATION:
DRAWINGS ARE NOT TO BE USED FOR CONSTRUCTION UNTIL REVIEWED AND APPROVED BY THE AUTHORITY HAVING JURISDICTION. THIS AUTHORITY, BASED ON APPLICABLE CODES, MAY REQUIRE REVISIONS AND/OR ADDITIONS AND THIS MAY RESULT IN EXTRA COSTS. THESE COSTS ARE UNFORESEEN AND THEREFORE, ARE THE RESPONSIBILITY OF THE OWNER AND/OR CONTRACTOR.

COPYRIGHTS:
ALL DRAWINGS, DESIGNS AND RELATED DOCUMENTS ARE THE PROPERTY OF THE ENGINEERS, PROTECTED BY COPYRIGHT AND MUST BE RETURNED ON REQUEST. REPRODUCTION OF DRAWINGS AND DOCUMENTS IN PART OR IN WHOLE IS FORBIDDEN WITHOUT THE ENGINEERS' PERMISSION. DRAWINGS AND DOCUMENTS ARE TO BE USED ONLY FOR THE PURPOSE FOR WHICH THEY ARE ISSUED AND ARE NOT TO BE USED FOR CONSTRUCTION UNLESS SIGNED BY THE ENGINEER.

DRAWING REVIEW:
DRAWINGS MUST NOT BE SCALED. THE CONTRACTOR MUST CROSS-REFERENCE ALL ARCHITECTURAL, STRUCTURAL, FOUNDATION, ELECTRICAL AND MECHANICAL DRAWINGS AND VERIFY ALL DIMENSIONS. DRAWINGS AND SPECIFICATIONS ON SITE. ANY DISCREPANCIES MUST BE REPORTED TO THE ARCHITECT/ENGINEER PRIOR TO PROCEEDING WITH ANY PART OF THE WORK.

1 FOR TENDER/BUILDING PERMIT APR. 9, 12

REVISIONS

NO.	DESCRIPTION	DATE	CK
2	MATCH TO W.W. PLANS, APR 09, 12	APR. 12, 12	
3	CHANGED W/R TO ORIGINAL LAYOUT	APR. 17, 12	
4	CHANGED X-FORMER TO 75 KVA	APR. 20, 12	

R. Lamontagne. P. Eng.
P.O. Box 2531
Didsbury, Alberta, T0M 0W0
Tel: (403) 703 6161
E MAIL: ralamont@shaw,ca

PROJECT
WEIGHT WATERS
UNIT C104, 20670 IANGLEY BYPASS
LANGLEY, BC, V3A6K9

TITLE
POWER SUPPLY

SCALE	DATE	DRAWING NO.
AS SHOWN	APR. 2, 2012	E 1
DRAWN BY	CHECKED BY rl	
JOB #: 1204	DWG:	REVISION: 1
PLOTTED:	COPIED:	

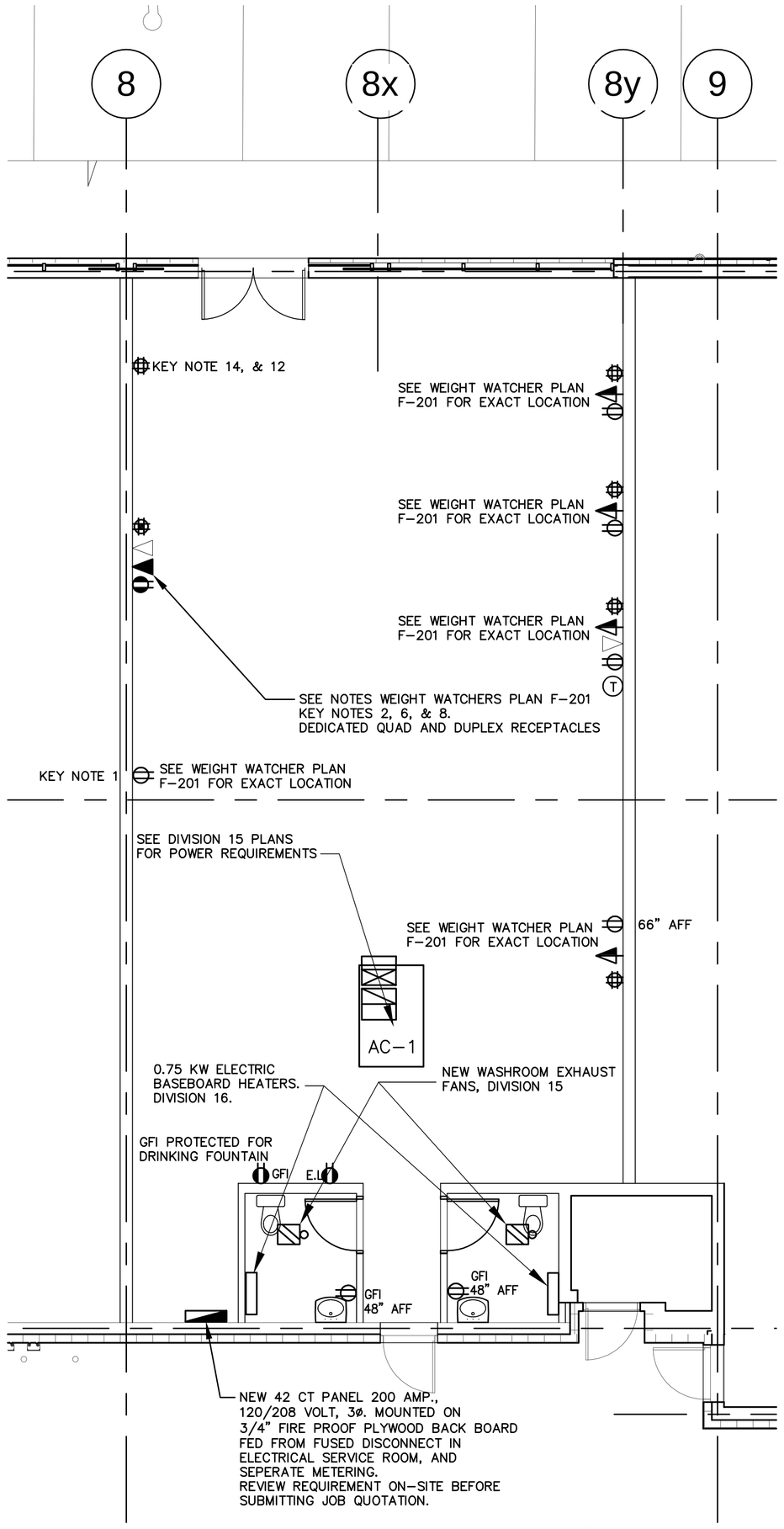

REFERENCE PLANS: WEIGHT WATCHERS F-201, APRIL 11, 2012 REVISION.

NOTE: THIS PLAN SHALL BE REFERENCED TO WEIGHT WATCHERS PLANS, AND WHERE ANY DISCREPANCIES OCCUR THE WEIGHT WATCHER PLANS SHALL GOVERN. EXCEPTION: LOCATION OF MAIN PANEL IN BACK STORAGE AREA SHALL BE ON OUTSIDE WALL AS SHOWN THIS PLAN.

1 / E2 POWER PANEL AND RECEPTACLES

3/16"=1'-0"

ELECTRIC BASEBOARD HEATERS

PROVIDE OUELLET (OR EQUAL) 750 W ELECTRIC BASE BOARD HEATERS IN EACH WASHROOM. HEATERS ARE TO BE MODEL OFM0752, 120V, C/W INTEGRAL THERMOSTATS.

DIV 16 (ELECTRICAL) IS TO PROVIDE & INSTALL HEATERS.

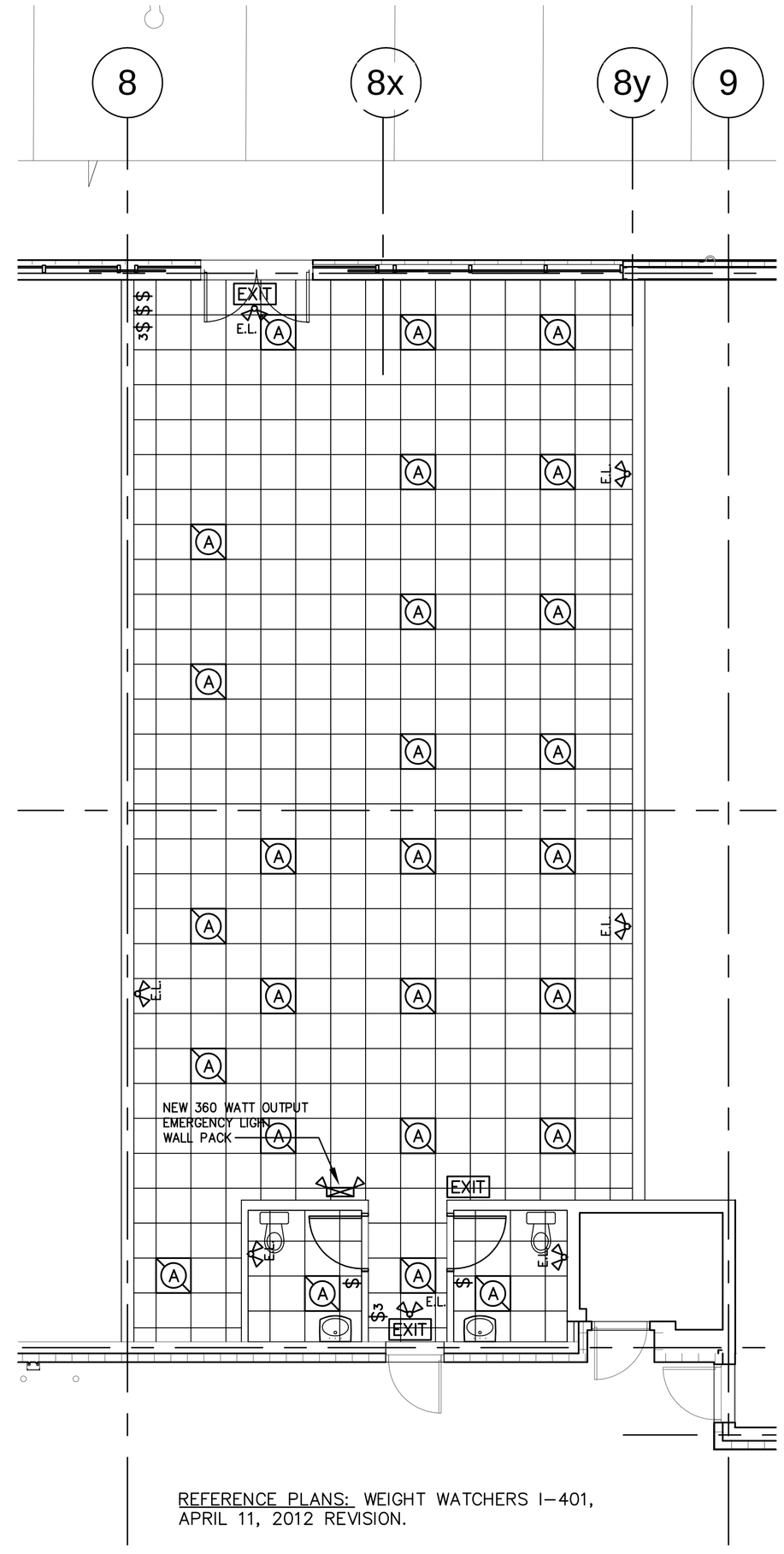

REFERENCE PLANS: WEIGHT WATCHERS I-401, APRIL 11, 2012 REVISION.

NOTE: THIS PLAN SHALL BE REFERENCED TO WEIGHT WATCHERS PLANS, AND WHERE ANY DISCREPANCIES OCCUR THE WEIGHT WATCHER PLANS SHALL GOVERN. EXCEPTION: LOCATION OF MAIN PANEL IN BACK STORAGE AREA SHALL BE ON OUTSIDE WALL AS SHOWN THIS PLAN.

1 / E2 LIGHTING AND EMERGENCY LIGHTING

3/16"=1'-0"

LIGHTING EQUIPMENT SCHEDULE

FIXTURE A: FLOOR AREA AND W/Rs - VALUELIGHT-2 x 4RB-6F54-120.
C/W 3 X T5 PLL 40 WATT LAMPS, NO EQUALS APPROVED.

DESIGN & INSTALL ALL MECHANICAL/ELECTRICAL SYSTEMS TO THE FOLLOWING CODES AND STANDARDS.

ALBERTA BUILDING CODE – 2006
ALBERTA FIRE CODE – LATEST EDITION
CANADIAN ELECTRICAL CODE – LATEST EDITION
NATIONAL BUILDING CODE – LATEST EDITION
NATIONAL FIRE CODE – LATEST EDITION
NFPA-13 & ALL OTHER APPLICALBE NFPA SECTIONS
CANADIAN PLUMBING CODE – LATEST EDITION
NATURAL GAS INSTALLATION CODE CGA-B149
SMACNA

FIELD REVIEW:

THE ENGINEERS HAVE BEEN RETAINED ONLY FOR PERIODIC SITE INSPECTIONS TO ENSURE GENERAL COMPLIANCE OF THE REVIEWED PORTIONS OF THE PROJECT TO THE CONTRACT DOCUMENTS.

SITE SAFETY:

THE ENGINEERS ASSUME NO RESPONSIBILITY FOR ON-SITE WORKER SAFETY FOR OTHER THAN THEIR OWN EMPLOYEES. THE OWNER AND/OR CONTRACTOR SHALL BEAR RESPONSIBILITY FOR SITE SAFETY AS PER THE OCCUPATIONAL HEALTH AND SAFETY ACT.

PLANS EXAMINATION:

DRAWINGS ARE NOT TO BE USED FOR CONSTRUCTION UNTIL REVIEWED AND APPROVED BY THE AUTHORITY HAVING JURISDICTION. THIS AUTHORITY, BASED ON APPLICABLE CODES, MAY REQUIRE REVISIONS AND/OR ADDITIONS AND THIS MAY RESULT IN EXTRA COSTS. THESE COSTS ARE UNFORESEEN AND THEREFORE, ARE THE RESPONSIBILITY OF THE OWNER AND/OR CONTRACTOR.

COPYRIGHTS:

ALL DRAWINGS, DESIGNS AND RELATED DOCUMENTS ARE THE PROPERTY OF THE ENGINEERS, PROTECTED BY COPYRIGHT AND MUST BE RETURNED ON REQUEST. REPRODUCTION OF DRAWINGS AND DOCUMENTS IN PART OR IN WHOLE IS FORBIDDEN WITHOUT THE ENGINEERS' PERMISSION. DRAWINGS AND DOCUMENTS ARE TO BE USED ONLY FOR THE PURPOSE FOR WHICH THEY ARE ISSUED AND ARE NOT TO BE USED FOR CONSTRUCTION UNLESS SIGNED BY THE ENGINEER.

DRAWING REVIEW:

DRAWINGS MUST NOT BE SCALED. THE CONTRACTOR MUST CROSS-REFERENCE ALL ARCHITECTURAL, STRUCTURAL, FOUNDATION, ELECTRICAL AND MECHANICAL DRAWINGS AND VERIFY ALL DIMENSIONS, DRAWINGS AND SPECIFICATIONS ON SITE. ANY DISCREPANCIES MUST BE REPORTED TO THE ARCHITECT/ENGINEER PRIOR TO PROCEEDING WITH ANY PART OF THE WORK.

REVISIONS

NO.	DESCRIPTION	DATE	CK
1	FOR TENDER/BUILDING PERMIT	APR. 9, 12	
2	MATCH TO W.W. PLANS, APR 09, 12	APR. 12, 12	
3	CHANGED W/R TO ORIGINAL LAYOUT	APR. 17, 12	

R. Lamontagne. P. Eng.
P.O. Box 2531
Didsbury, Alberta, T0M 0W0
Tel: (403) 703 6161
E MAIL: ralamont@shaw,ca

PROJECT
WEIGHT WATERS
UNIT C104, 20670 IANGLEY BYPASS
LANGLEY, BC, V3A6K9

TITLE
POWER AND LIGHTING PLAN

SCALE	DATE	DRAWING NO.
AS SHOWN	APR. 2, 2012	E 2
DRAWN BY	CHECKED BY rl	
JOB #: 1204	DWG:	REVISION: 1
PLOTTED:	COPIED:	